





























2021 Race Walk Rules Comparison By Governing Body

	World Athletics	USATF	NCAA/NAIA	NFHS
Red Cards to DQ	4 w/ Penalty Zone	4 w/ Penalty Zone	n/a	n/a
	3 w/ No Penalty Zone	3 w/ No Penalty Zone	3 w/ No Penalty Zone	3 w/ No Penalty Zone
Judging Paddles	Paddle Displayed	Paddle Displayed	Paddle Displayed	Paddle Displayed
Loss of Contact				
Bent Knee				
Disqualification				
Penalty Notice	Time Paddle see below	Time Paddle see below	n/a	n/a
Assigned Judges				
Road Events	6 - 9	6 - 9	n/a	n/a
Track Events	3 - 5	3 - 5	3 - 5	3 - 5
Other Officials	2 - 10	2 - 10	2 - 5	2 - 5
Track Length	200m/400m	200m/400m	200m/400m	200m/400m
Road Length	1 km - 2 km	1 km - 2 km	n/a	n/a
Chief DQ In Last 100m	Yes (Int Champs)	Yes (Nat Champs)	No	No
Assistant Chief Used	Yes (Int Champs)	Yes (Nat Champs)	No	No
Penalty Time in Seconds	Paddle Displayed	Paddle Displayed	Paddle Displayed	Paddle Displayed
1500m/Mile			n/a	n/a
3000m/3km			n/a	n/a
5000m/5km			n/a	n/a
10000m/10km			n/a	n/a
20000m/20km			n/a	n/a
30000m/30km			n/a	n/a
40000m/40km			n/a	n/a
50000m/50km			n/a	n/a
Refreshments				
up to 10km	Weather Permitting	Weather Permitting	Weather Permitting	n/a
10km and longer	Every Lap	Every Lap	n/a	n/a
Prepared by Michael Roth -- www.hsrw.net				
